



KANGEN WATER USES

change your water, change your life



SKIN CONDITION REMEDIES

Acne

Rinse with pH 11.5 Strong Alkaline Water to remove excess oils from the skin.
Cleanse with non-soap cleanser and pH 4-6 Mild Acidic Water.
With a cotton swab dab pH 2.5 Strong Acidic Water on any active blemishes or broken skin.
Tone with pH 4-6 Water in a glass bottle with a fine spray mister.
Repeat morning and bedtime.
Tone multiple times per day to keep skin hydrated.

Eczema and Psoriasis

Rinse with pH 11.5 Strong Alkaline Water to remove excess oils from the skin.
Cleanse with non-soap cleanser and pH 4-6 Mild Acidic Water.
With a cotton swab dab 2.5 Strong Acid Water on any broken skin.
Tone with 5.5 Beauty Water in a glass bottle with a fine spray mister.
Repeat morning and bedtime.
Tone multiple times per day to keep skin hydrated.

Rashes and Burns

Rinse with pH 11.5 Strong Alkaline Water to remove excess oils from the skin.
Cleanse with non-soap cleanser and pH 4-5 Mild Acidic Water.
With a cotton swab dab 2.5 Strong Acid Water on any broken skin.
Tone with pH 4-6 Mild Acidic Water in a glass bottle with a fine spray mister.
Repeat morning and bedtime.
Tone multiple times per day to keep skin hydrated.


Diaper Rash

Cleanse with non-soap cleanser and pH 4-5 Mild Acidic Water & pat dry.
With a cotton swab dab 2.5 Strong Acid Water on any broken skin and let dry.
Hydrate the skin with pH 4-6 Mild Acidic Water in a glass bottle with a fine spray mist setting.
Repeat after each diaper change.

Diaper rash begins with urine and feces that are too acidic. To prevent diaper rash begin by making certain that your baby is properly hydrated with pH 8.5-9.5 Alkaline Drinking Water. Next replace baby wipes with a container filled with soft cloths or unbleached paper towels and Mild Acidic Water. Use to cleanse diaper area each time you change your baby, pat dry and then apply a very fine mist to the skin. This assists in keeping the pH of the skin balanced.

Step Away From The Antiperspirant

Sweat is one of your body's natural methods for ridding itself of toxins, so stopping that natural function can create a serious backlash in your lymphatic system. Odors are simply bacteria thriving in the dark, damp area. So to stop the odor simply mist with pH 2.5 Strong Acid Water. If you tend to sweat a lot keep a small spray bottle in your purse or desk drawer for occasional touch ups throughout the day.





2.5 PH WATER

KILL MICROBES Pre-rinse all fruits, vegetables and meat and let sit for one minute before soaking in 11.5. This will kill all microbes.

Will also kill MRSA and infections.

DISINFECTING Use for disinfecting anything.

ANTI-BACTERIAL SOAP Use in place of anti-bacterial soap.

HARD WATER SPOTS & RUST Clean hard water spots off of chrome and rust off of metal.

FACIAL LIFTING & TIGHTENING Spray face and neck (not eyes) and rub skin upward until dry. Finish with Beauty Water to tone skin.

BRUSH & GARGLE, RESOLVE PERIODONTAL DISEASE & THRUSH, PREVENT ROOT CANALS Wait one minute and then rinse with 9.5 water for 30 seconds to restore the natural pH. This procedure will prevent or resolve periodontal disease & thrush, & avoid root canals.

VOMITING To stop vomiting take 1-2 Tbsp.

OPEN WOUNDS, BURNS, INFECTIONS, STOP BLEEDING, KILLS CANDIDA Kills bacteria and pathogens. Use on cuts, scrapes to help stop bleeding. Clean twice daily until healed. Do not use any other ointments as they only attract microbes by keeping the area moist and sticky.

INFECTED SINUSES Spray in nose 2x/day for 2 days. Wait 2 minutes, then flush with 11.5.

NAIL FUNGUS Spray twice a day or soak.

PINK EYE Spray infected eye several times thru the day and will clear up.

SORE THROAT, STREP THROAT, COUGH Gargle 3-4 times per day or put in spray bottle and spray into throat.

POISON IVY Spray on infected area as often as needed. Will slow down itching and dry up poison ivy much quicker.

FEVER BLISTERS, CANCER SORES Spray or gargle to stop and dry up both.

MOLES & WARTS If you see something abnormal on your skin you may want to soak a gauze pad on a band aid with the 2.5 and apply over the area. Change the band aid at least once a day. Often this process requires 30-60 days before seeing results.



6.0 PH BEAUTY WATER

PH is similar to rain water

FACIAL SOAP Clean face twice a day. Spray after cleaning

HAIR CONDITIONER Spray hair after showering as this conditions your hair
Try not to use conditioner of any kind as this coats the hair

TONE SKIN Use as final rinse in shower or bath to tone and firm skin

RASHES, DIAPER RASH Spray on skin to soothe and heal rashes, including diaper rash

PETS Bathe pets for more lustrous coats

PLANTS Water indoor and outdoor plants for vigorous growth. Can revive dying plants

EGGS & PASTA Use to boil eggs and pasta

FREEZING FOOD Spray on foods before freezing including fish and shrimp so that foods do not lose their flavor

ANTHOCYANINS For washing and preparing fruits and vegetables containing anthocyanins: plums, grapes, cherries, strawberries, red cabbage, eggplant, soy beans, asparagus

FABRIC SOFTENER Use in rinse cycle during laundry. One gallon per load

EYEGASSES Clean lenses

REPLACE WINDEX Replace all window and mirror cleaners with Beauty Water

HARDWOOD FLOORS & CERAMIC TILE For polishing and housecleaning hardwood floors, ceramic tiles etc.

7.0 PH WATER

Drink with meals

Use for making baby formula

Drink with fast dissolving medication

8.5 PH WATER TO 9.5 PH WATER

SOUPS Cook all soups with 9.5 water

STIR FRY Stir fry with 9.5 to steam

WEIGHT LOSS Drink before you snack and before meals, wait 30 minutes and eat meal or if still hungry eat snack. Most people are so dehydrated that their thirst mechanism is so weak, that they think they are hungry


GREY HAIR Often can return original hair color

VISION Can improve eye vision

SPIDER VEINS Over time of drinking the water and cell repairing, spider veins can improve

AROMATHERAPY/SPRITZER Put any herb like rosemary or lavender in a spray bottle filled with Kangen water, let set for a couple of hours and use as a spritzer in your house for aromatherapy and an air freshener

ICE CUBES To help offset acidic drinks, 9.5 ice cubes



11.5 PH WATER

GOOD NIGHT SLEEP Drink 1/2-1 ounce of 11.5 before bedtime to help release Melatonin for a great night sleep

EYE WASH Rinse eyes with an eye cup. Remove the cup from its packaging, soak in Acid Water pH 2.5 for 1-2 minutes to clean and disinfect. Rinse the eye cup thoroughly with pH 11.5. Fill the cup, following package directions, with pH 11.5, place cup firmly around one eye, keeping your eye open, tilt your head back and gently roll your eye as though you were attempting to look up, down, and from side to side. Continue this for approximately 1 minute. Now that you have completed one eye, toss the water away. Rinse the eye cup thoroughly with pH 2.5. Repeat steps for your other eye. Follow this protocol 1-3 times per week. When working to improve any eye condition, follow this protocol at least 2 times daily and up to 10 times per day.

GREASE IN EYE Spray 11.5 as needed to soothe and heal eye.

MAKE UP REMOVER Spray on eyes to dissolve and remove makeup.

PUFFY EYES Spray on to eyes to reduce puffiness.

HOT BATH SOAK Use one gallon of 11.5 added right at the end of filling the tub. This replaces Epsom Salts or any othe remedy. This works even better if you have the Anespa from Enagic.

ALLERGIES, COLD SYMPTOMS, SNORING Use as a nasal wash when sinuses are plugged. Due to the reduction in inflammation of nasal passages this technique can also reduce snoring

BUG SPRAY REPELLENT, SUNBURN, BUG BITES, SWELLING Spray or soak areas with towel soaked in 11.5 and keep wet by adding small amounts of 11.5 to the towel for a minimum of 30 minutes twice a day...better if one hour twice daily.

HEAT BURN, INDIGESTION, FOOD POISONING, STOMACH FLU Drink ¼ cup FRESH 11.5 immediately followed by 25 ounces of 9.5 then do not eat or drink anything for 45 minutes. Repeat the next day only if necessary.

ARTHRITIS, GOUT, MUSCLE SORENESS OR TISSUE INJURIES High alkalinity draws out acids, you can use 11.5 to soak in to "pull out" acids associated with inflammation, injury and pain.

HANGOVERS & MIGRAINES can prevent hangovers, as soon as feel migraine coming on, drink several oz.

CHEMOTHERAPY Drink the water with chemotherapy. The benefits are that side effects may be lessened, it can aid in reversing metabolic acidosis, and the antioxidants are good for any point during chemo. Put 11.5 on the skin twice a day for burns from chemo.

STROKE Drink as much as able if feel a stroke coming on to provide potent alkalinity to overcome severe acidosis causing the stroke.

FRUITS & VEGGIES Soak for a minimum of 5 minutes to clean off pesticides.

RICE, BEAN, LEGUMES Soak for 5 to 10 minutes and rinse clean with low flow 9.5.

MEATS Soak all for 5 to 10 minutes for cleaning and tenderizing.

LAUNDRY SOAP Use 1 to 2 quarts per load in place of laundry soap. Works beautifully for greasy smells like fast-food restaurant work clothes.

STAINS Use as a degreaser for any type of cleaning. Clean oil based stains by soaking the area and letting sit for 10 to 20 minutes and then blot out of carpets and wash.


CLEAN OVENS, CLOGGED SINKS & TUBS, REPLACE 409 CLEANER & DRAIN0 Clean with a scratch pad. Replaces 409 cleaner when dissolving grease and grime in kitchen. Use instead of Draino or other chemicals for clogged sinks and bathtubs.

POLISH SILVER Soak and polish.

PAINT THINNER After using oil base paints, use to clean up.

USE INSTEAD OF 'GOO GONE' Removes greasy, gooey, gummy, sticky problems.





Getting Started Drinking Kangen Water

It is recommended that everyone who chooses to drink Kangen water start by drinking the 8.5 pH water. The Kangen water is obtained by pushing the blue button on the front of the machine. Multiple pushes will move you through the three different levels of the Kangen water that are produced. This water is dispensed through the TOP flexible hose. Drink at least $\frac{1}{2}$ of your body weight in ounces each day. If you do physically demanding work, participate in strenuous athletics, or are dealing with "sickness issues"...you need to drink more Kangen water to help your body move towards and achieve homeostasis. In these situations, it is recommended that you drink at least $\frac{3}{4}$ of your body weight in ounces, and drinking 1 ounce per pound of body weight per day produces real "miracles". It is my observation that those people who drink a minimum of $\frac{3}{4}$ of their body weight in ounces of Kangen water per day see the quickest results. After successfully drinking the suggested amount of 8.5 pH water for two weeks ("successfully" means that you are not experiencing any discomfort while drinking the water...other than frequency of urination), then you may choose to increase the water pH level up to the 9.0 pH setting. Continue drinking the suggested amount of water at this setting each day for at least two more weeks. After successfully drinking the suggested amount of 9.0 pH water (again meaning that you are not experiencing any discomfort while drinking the water other than frequency of urination) then you may choose to increase the water pH level up to the 9.5 pH setting.

Cleansing Symptoms

Occasionally we find people that experience "cleansing" symptoms. These are typically caused by the body releasing stored toxins and acidic wastes. If you experience any "cleansing" types of symptoms (such as headaches, skin eruptions, loose bowels, coughing, etc.) when you start on the 8.5 pH water, then you should increase the amount of water you are drinking to help neutralize and flush the toxins from your system. If you experience these symptoms after increasing the pH of the water you are consuming, then go back to the last pH setting that you were able to drink without experiencing these symptoms and increase the amount of water that you consume until these symptoms stop. If the reaction gets too severe, one should back off of the pH but INCREASE the volume of water ingested.